

**Criterion II – Teaching–Learning and Evaluation Student Satisfaction Survey on
Teaching Learning Process**

Name of Student : Adhe Geeta Narmayna
Class : BSc BA I

Following are questions for student satisfaction survey regarding teaching learning process.

1. How well were the teachers able to communicate?
☒ 4 – Always effective
☐ 3 – Sometimes effective
☐ 2 – Just satisfactorily
☐ 1 – Generally ineffective
☐ 0 – Very poor communication
2. How much of the syllabus was covered in the class?
☒ 4 – 85 to 100%
☐ 3 – 70 to 84%
☐ 2 – 55 to 69%
☐ 1 – 30 to 54%
☐ 0 – Below 30%
3. The teacher's approach to teaching can best be described as
☒ 4 – Excellent
☐ 3 – Very good
☐ 2 – Good
☐ 1 – Fair
☐ 0 – Poor
4. Fairness of the internal evaluation process by the teachers.
☒ 4 – Always fair
☐ 3 – Usually fair
☐ 2 – Sometimes unfair
☐ 1 – Usually unfair
☐ 0 – Unfair

5. How well did the teachers prepare for the classes?

- 4 - Thoroughly
- 3 - Satisfactorily
- 2 - Poorly
- 1 - Indifferently
- 0 - Won't teach at all

6. The institute takes active interest in promoting *mentorship, student exchange, field visit opportunities for students.*

- 4 - Regularly
- 3 - Often
- 2 - Sometimes
- 1 - Rarely
- 0 - Never

7. The teaching and mentoring process in your institution facilitates you in cognitive, social and emotional growth.

- 4 - Significantly
- 3 - Very well
- 2 - Moderately
- 1 - Marginally
- 0 - Not at all

8. The institution provides multiple opportunities to learn and grow.

- 4 - Strongly agree
- 3 - Agree
- 2 - Neutral
- 1 - Disagree
- 0 - Strongly disagree

9. Teachers inform you about your expected competencies, course outcomes and programme outcomes.

- 4 - Every time
- 3 - Usually
- 2 - Occasionally/Sometimes
- 1 - Rarely
- 0 - Never

10. Was your performance in assignments discussed with you?

- 4 - Every time
- 3 - Usually
- 2 - Occasionally/Sometimes
- 1 - Rarely
- 0 - Never

11. Your mentor does a necessary follow-up with an assigned task to you.

- 4 - Every time
- 3 - Usually
- 2 - Occasionally/Sometimes
- 1 - Rarely
- 0 - I don't have a mentor

12. The teachers illustrate the concepts through examples and applications.

- 4 – Every time
- 3 – Usually
- 2 – Occasionally/Sometimes
- 1 – Rarely
- 0 – Never

13. The teachers identify your strengths and encourage you with providing right level of challenges.

- 4 – Fully
- 3 – Reasonably
- 2 – Partially
- 1 – Slightly
- 0 – Unable to

14. Teachers are able to identify your weaknesses and help you to overcome them.

- 4 – Every time
- 3 – Usually
- 2 – Occasionally/Sometimes
- 1 – Rarely
- 0 – Never

15. The institution makes effort to engage students in the monitoring, review and continuous quality improvement of the teaching learning process.

- 4 – Strongly agree
- 3 – Agree
- 2 – Neutral
- 1 – Disagree
- 0 – Strongly disagree

16. The institute/ teachers use student centric methods, such as experiential learning, participative learning and problem solving methodologies for enhancing learning experiences.

- 4 – To a great extent
- 3 – Moderate
- 2 – Some what
- 1 – Very little
- 0 – Not at all

17. Teachers encourage you to participate in extracurricular activities.

- 4 – Strongly agree
- 3 – Agree
- 2 – Neutral
- 1 – Disagree
- 0 – Strongly disagree

18. Efforts are made by the institute/ teachers to inculcate soft skills, life skills and employability skills to make you ready for the world of work.

- 4 – To a great extent
- ☒ 3 – Moderate
- 2 – Somewhat
- 1 – Very little
- 0 – Not at all

19. What percentage of teachers use ICT tools such as LCD projector, Multimedia, etc. while teaching.

- 4 – Above 90%
- 3 – 70 – 89%
- ☒ 2 – 50 – 69%
- 1 – 30 – 49%
- 0 – Below 29%

20. The overall quality of teaching-learning process in your institute is very good.

- 4 – Strongly agree
- 3 – Agree
- 2 – Neutral
- 1 – Disagree
- ☒ 0 – Strongly disagree

Sign of student

**Criterion II – Teaching–Learning and Evaluation Student Satisfaction Survey on
Teaching Learning Process**

Name of Student : Anubhene Crankh Rambhoo
Class : B.A. I

Following are questions for student satisfaction survey regarding teaching learning process.

1. How well were the teachers able to communicate?
4 – Always effective
☒ 3 – Sometimes effective
2 – Just satisfactorily
1 – Generally ineffective
0 – Very poor communication
2. How much of the syllabus was covered in the class?
4 – 85 to 100%
☒ 3 – 70 to 84%
2 – 55 to 69%
1 – 30 to 54%
0 – Below 30%
3. The teacher's approach to teaching can best be described as
4 – Excellent
3 – Very good
2 – Good
☒ 1 – Fair
0 – Poor
4. Fairness of the internal evaluation process by the teachers.
4 – Always fair
3 – Usually fair
2 – Sometimes unfair
☒ 1 – Usually unfair
0 – Unfair

5. How well did the teachers prepare for the classes?

- 4 – Thoroughly
- 3 – Satisfactorily
- 2 – Poorly
- 1 – Indifferently
- 0 – Won't teach at all

6. The institute takes active interest in promoting internship, student exchange, field visit opportunities for students.

- 4 – Regularly
- 3 – Often
- 2 – Sometimes
- 1 – Rarely
- 0 – Never

7. The teaching and mentoring process in your institution facilitates you in cognitive, social and emotional growth.

- 4 – Significantly
- 3 – Very well
- 2 – Moderately
- 1 – Marginally
- 0 – Not at all

8. The institution provides multiple opportunities to learn and grow.

- 4 – Strongly agree
- 3 – Agree
- 2 – Neutral
- 1 – Disagree
- 0 – Strongly disagree

9. Teachers inform you about your expected competencies, course outcomes and programme outcomes.

- 4 – Every time
- 3 – Usually
- 2 – Occasionally/Sometimes
- 1 – Rarely
- 0 – Never

10. Was your performance in assignments discussed with you?

- 4 – Every time
- 3 – Usually
- 2 – Occasionally/Sometimes
- 1 – Rarely
- 0 – Never

11. Your mentor does a necessary follow-up with an assigned task to you.

- 4 – Every time
- 3 – Usually
- 2 – Occasionally/Sometimes
- 1 – Rarely
- 0 – I don't have a mentor

.. The teachers illustrate the concepts through examples and applications.

- 4 – Every time
- 3 – Usually
- 2 – Occasionally/Sometimes
- 1 – Rarely
- 0 – Never

13. The teachers identify your strengths and encourage you with providing right level of challenges.

- 4 – Fully
- 3 – Reasonably
- 2 – Partially
- 1 – Slightly
- 0 – Unable to

14. Teachers are able to identify your weaknesses and help you to overcome them.

- 4 – Every time
- 3 – Usually
- 2 – Occasionally/Sometimes
- 1 – Rarely
- 0 – Never

15. The institution makes effort to engage students in the monitoring, review and continuous quality improvement of the teaching learning process.

- 4 – Strongly agree
- 3 – Agree
- 2 – Neutral
- 1 – Disagree
- 0 – Strongly disagree

16. The institute/ teachers use student centric methods, such as experiential learning, participative learning and problem solving methodologies for enhancing learning experiences.

- 4 – To a great extent
- 3 – Moderate
- 2 – Some what
- 1 – Very little
- 0 – Not at all

17. Teachers encourage you to participate in extracurricular activities.

- 4 – Strongly agree
- 3 – Agree
- 2 – Neutral
- 1 – Disagree
- 0 – Strongly disagree

18. Efforts are made by the institute/ teachers to inculcate soft skills, life skills and employability skills to make you ready for the world of work.

4 – To a great extent

3 – Moderate

2 – Somewhat

1 – Very little

0 – Not at all

19. What percentage of teachers use ICT tools such as LCD projector, Multimedia, etc. while teaching.

4 – Above 90%

3 – 70 – 89%

2 – 50 – 69%

1 – 30 – 49%

0 – Below 29%

20. The overall quality of teaching-learning process in your institute is very good.

4 – Strongly agree

3 – Agree

2 – Neutral

1 – Disagree

0 – Strongly disagree



Sign of student

**Criterion II – Teaching–Learning and Evaluation Student Satisfaction Survey on
Teaching Learning Process**

Name of Student : Arun Kumar Handley Suleman
Class : B.A.I

Following are questions for student satisfaction survey regarding teaching learning process.

1. How well were the teachers able to communicate?
☒ 4 – Always effective
☐ 3 – Sometimes effective
☐ 2 – Just satisfactorily
☐ 1 – Generally ineffective
☐ 0 – Very poor communication
2. How much of the syllabus was covered in the class?
☒ 4 – 85 to 100%
☐ 3 – 70 to 84%
☐ 2 – 55 to 69%
☐ 1 – 30 to 54%
☐ 0 – Below 30%
3. The teacher's approach to teaching can best be described as
☒ 4 – Excellent
☐ 3 – Very good
☐ 2 – Good
☐ 1 – Fair
☐ 0 – Poor
4. Fairness of the internal evaluation process by the teachers.
☒ 4 – Always fair
☐ 3 – Usually fair
☐ 2 – Sometimes unfair
☐ 1 – Usually unfair
☐ 0 – Unfair

5. How well did the teachers prepare for the classes?

- 4 – Thoroughly
- 3 – Satisfactorily
- 2 – Poorly
- 1 – Indifferently
- 0 – Won't teach at all

6. The institute takes active interest in promoting internship, student exchange, field visit opportunities for students.

- 4 – Regularly
- 3 – Often
- 2 – Sometimes
- 1 – Rarely
- 0 – Never

7. The teaching and mentoring process in your institution facilitates you in cognitive, social and emotional growth.

- 4 – Significantly
- 3 – Very well
- 2 – Moderately
- 1 – Marginally
- 0 – Not at all

8. The institution provides multiple opportunities to learn and grow.

- 4 – Strongly agree
- 3 – Agree
- 2 – Neutral
- 1 – Disagree
- 0 – Strongly disagree

9. Teachers inform you about your expected competencies, course outcomes and programme outcomes.

- 4 – Every time
- 3 – Usually
- 2 – Occasionally/Sometimes
- 1 – Rarely
- 0 – Never

10. Was your performance in assignments discussed with you?

- 4 – Every time
- 3 – Usually
- 2 – Occasionally/Sometimes
- 1 – Rarely
- 0 – Never

11. Your mentor does a necessary follow-up with an assigned task to you.

- 4 – Every time
- 3 – Usually
- 2 – Occasionally/Sometimes
- 1 – Rarely
- 0 – I don't have a mentor

The teachers illustrate the concepts through examples and applications.

- 4 – Every time
- ~~3 – Usually~~
- 2 – Occasionally/Sometimes
- 1 – Rarely
- 0 – Never

13. The teachers identify your strengths and encourage you with providing right level of challenges.

- 4 – Fully
- ~~3 – Reasonably~~
- 2 – Partially
- 1 – Slightly
- 0 – Unable to

14. Teachers are able to identify your weaknesses and help you to overcome them.

- 4 – Every time
- 3 – Usually
- ~~2 – Occasionally/Sometimes~~
- ~~1 – Rarely~~
- 0 – Never

15. The institution makes effort to engage students in the monitoring, review and continuous quality improvement of the teaching learning process.

- 4 – Strongly agree
- 3 – Agree
- ~~2 – Neutral~~
- ~~1 – Disagree~~
- 0 – Strongly disagree

16. The institute/ teachers use student centric methods, such as experiential learning, participative learning and problem solving methodologies for enhancing learning experiences.

- 4 – To a great extent
- 3 – Moderate
- 2 – Some what
- ~~1 – Very little~~
- ~~0 – Not at all~~

17. Teachers encourage you to participate in extracurricular activities.

- 4 – Strongly agree
- 3 – Agree
- ~~2 – Neutral~~
- 1 – Disagree
- 0 – Strongly disagree

18. Efforts are made by the institute/ teachers to inculcate soft skills, life skills and employability skills to make you ready for the world of work.


- 4 – To a great extent
- 3 – Moderate
- 2 – Somewhat
- 1 – Very little
- 0 – Not at all

19. What percentage of teachers use ICT tools such as LCD projector, Multimedia, etc. while teaching.

- 4 – Above 90%
- 3 – 70 – 89%
- 2 – 50 – 69%
- 1 – 30 – 49%
- 0 – Below 29%

20. The overall quality of teaching-learning process in your institute is very good.

- 4 – Strongly agree
- 3 – Agree
- 2 – Neutral
- 1 – Disagree
- 0 – Strongly disagree


Sign of student

Rashtramata Indira Gandhi College , Jalna

Academic Year 2020-21

Criterion II – Teaching–Learning and Evaluation Student Satisfaction Survey on
Teaching Learning Process

Name of Student : Barbar Vishal Rameshwar

Class : B.A.I

Following are questions for student satisfaction survey regarding teaching learning process.

1. How well were the teachers able to communicate?
☒ 4 – Always effective
☐ 3 – Sometimes effective
☐ 2 – Just satisfactorily
☐ 1 – Generally ineffective
☐ 0 – Very poor communication
2. How much of the syllabus was covered in the class?
☒ 4 – 85 to 100%
☐ 3 – 70 to 84%
☐ 2 – 55 to 69%
☐ 1 – 30 to 54%
☐ 0 – Below 30%
3. The teacher's approach to teaching can best be described as
☒ 4 – Excellent
☐ 3 – Very good
☐ 2 – Good
☐ 1 – Fair
☐ 0 – Poor
4. Fairness of the internal evaluation process by the teachers.
☒ 4 – Always fair
☐ 3 – Usually fair
☐ 2 – Sometimes unfair
☐ 1 – Usually unfair
☐ 0 – Unfair

5. How well did the teachers prepare for the classes?

- 4 - Thoroughly
- 3 - Satisfactorily
- 2 - Poorly
- 1 - Indifferently
- 0 - Won't teach at all

6. The institute takes active interest in promoting internship, student exchange, field visit opportunities for students.

- 4 - Regularly
- 3 - Often
- 2 - Sometimes
- 1 - Rarely
- 0 - Never

7. The teaching and mentoring process in your institution facilitates you in cognitive, social and emotional growth.

- 4 - Significantly
- 3 - Very well
- 2 - Moderately
- 1 - Marginally
- 0 - Not at all

8. The institution provides multiple opportunities to learn and grow.

- 4 - Strongly agree
- 3 - Agree
- 2 - Neutral
- 1 - Disagree
- 0 - Strongly disagree

9. Teachers inform you about your expected competencies, course outcomes and programme outcomes.

- 4 - Every time
- 3 - Usually
- 2 - Occasionally/Sometimes
- 1 - Rarely
- 0 - Never

10. Was your performance in assignments discussed with you?

- 4 - Every time
- 3 - Usually
- 2 - Occasionally/Sometimes
- 1 - Rarely
- 0 - Never

11. Your mentor does a necessary follow-up with an assigned task to you.

- 4 - Every time
- 3 - Usually
- 2 - Occasionally/Sometimes
- 1 - Rarely
- 0 - I don't have a mentor

The teachers illustrate the concepts through examples and applications.

- 4 – Every time
- 3 – Usually
- 2 – Occasionally/Sometimes
- 1 – Rarely
- 0 – Never

13. The teachers identify your strengths and encourage you with providing right level of challenges.

- 4 – Fully
- 3 – Reasonably
- 2 – Partially
- 1 – Slightly
- 0 – Unable to

14. Teachers are able to identify your weaknesses and help you to overcome them.

- 4 – Every time
- 3 – Usually
- 2 – Occasionally/Sometimes
- 1 – Rarely
- 0 – Never

15. The institution makes effort to engage students in the monitoring, review and continuous quality improvement of the teaching learning process.

- 4 – Strongly agree
- 3 – Agree
- 2 – Neutral
- 1 – Disagree
- 0 – Strongly disagree

16. The institute/ teachers use student centric methods, such as experiential learning, participative learning and problem solving methodologies for enhancing learning experiences.

- 4 – To a great extent
- 3 – Moderate
- 2 – Some what
- 1 – Very little
- 0 – Not at all

17. Teachers encourage you to participate in extracurricular activities.

- 4 – Strongly agree
- 3 – Agree
- 2 – Neutral
- 1 – Disagree
- 0 – Strongly disagree

18. Efforts are made by the institute/ teachers to inculcate soft skills, life skills and employability skills to make you ready for the world of work.


- 4 - To a great extent
- 3 - Moderate
- 2 - Somewhat
- 1 - Very little
- 0 - Not at all

19. What percentage of teachers use ICT tools such as LCD projector, Multimedia, etc. while teaching.

- 4 - Above 90%
- 3 - 70 - 89%
- 2 - 50 - 69%
- 1 - 30 - 49%
- 0 - Below 29%

20. The overall quality of teaching-learning process in your institute is very good.

- 4 - Strongly agree
- 3 - Agree
- 2 - Neutral
- 1 - Disagree
- 0 - Strongly disagree



Sign of student

5. How well did the teachers prepare for the classes?

- 4 - Thoroughly
- 3 - Satisfactorily
- 2 - Poorly
- 1 - Indifferently
- 0 - Won't teach at all

6. The institute takes active interest in promoting internship, student exchange, field visit opportunities for students.

- 4 - Regularly
- 3 - Often
- 2 - Sometimes
- 1 - Rarely
- 0 - Never

7. The teaching and mentoring process in your institution facilitates you in cognitive, social and emotional growth.

- 4 - Significantly
- 3 - Very well
- 2 - Moderately
- 1 - Marginally
- 0 - Not at all

8. The institution provides multiple opportunities to learn and grow.

- 4 - Strongly agree
- 3 - Agree
- 2 - Neutral
- 1 - Disagree
- 0 - Strongly disagree

9. Teachers inform you about your expected competencies, course outcomes and programme outcomes.

- 4 - Every time
- 3 - Usually
- 2 - Occasionally/Sometimes
- 1 - Rarely
- 0 - Never

10. Was your performance in assignments discussed with you?

- 4 - Every time
- 3 - Usually
- 2 - Occasionally/Sometimes
- 1 - Rarely
- 0 - Never

11. Your mentor does a necessary follow-up with an assigned task to you.

- 4 - Every time
- 3 - Usually
- 2 - Occasionally/Sometimes
- 1 - Rarely
- 0 - I don't have a mentor

The teachers illustrate the concepts through examples and applications.

- 4 – Every time
- 3 – Usually
- 2 – Occasionally/Sometimes
- 1 – Rarely
- 0 – Never

13. The teachers identify your strengths and encourage you with providing right level of challenges.

- 4 – Fully
- 3 – Reasonably
- 2 – Partially
- 1 – Slightly
- 0 – Unable to

14. Teachers are able to identify your weaknesses and help you to overcome them.

- 4 – Every time
- 3 – Usually
- 2 – Occasionally/Sometimes
- 1 – Rarely
- 0 – Never

15. The institution makes effort to engage students in the monitoring, review and continuous quality improvement of the teaching learning process.

- 4 – Strongly agree
- 3 – Agree
- 2 – Neutral
- 1 – Disagree
- 0 – Strongly disagree

16. The institute/ teachers use student centric methods, such as experiential learning, participative learning and problem solving methodologies for enhancing learning experiences.

- 4 – To a great extent
- 3 – Moderate
- 2 – Some what
- 1 – Very little
- 0 – Not at all

17. Teachers encourage you to participate in extracurricular activities.

- 4 – Strongly agree
- 3 – Agree
- 2 – Neutral
- 1 – Disagree
- 0 – Strongly disagree

18. Efforts are made by the institute/ teachers to inculcate soft skills, life skills and employability skills to make you ready for the world of work.

- 4 – To a great extent
- 3 – Moderate
- 2 – Somewhat
- 1 – Very little
- 0 – Not at all

19. What percentage of teachers use ICT tools such as LCD projector, Multimedia, etc. while teaching.

- 4 – Above 90%
- 3 – 70 – 89%
- 2 – 50 – 69%
- 1 – 30 – 49%
- 0 – Below 29%

20. The overall quality of teaching-learning process in your institute is very good.

- 4 – Strongly agree
- 3 – Agree
- 2 – Neutral
- 1 – Disagree
- 0 – Strongly disagree



Sign of student

**Criterion II – Teaching–Learning and Evaluation Student Satisfaction Survey on
Teaching Learning Process**

Name of Student : Boorle Paway D. Neelke

Class : BAI

Following are questions for student satisfaction survey regarding teaching learning process.

1. How well were the teachers able to communicate?
☒ 4 – Always effective
☐ 3 – Sometimes effective
☐ 2 – Just satisfactorily
☐ 1 – Generally ineffective
☐ 0 – Very poor communication
2. How much of the syllabus was covered in the class?
☒ 4 – 85 to 100%
☐ 3 – 70 to 84%
☐ 2 – 55 to 69%
☐ 1 – 30 to 54%
☐ 0 – Below 30%
3. The teacher's approach to teaching can best be described as
☐ 4 – Excellent
☒ 3 – Very good
☐ 2 – Good
☐ 1 – Fair
☐ 0 – Poor
4. Fairness of the internal evaluation process by the teachers.
☐ 4 – Always fair
☐ 3 – Usually fair
☐ 2 – Sometimes unfair
☐ 1 – Usually unfair
☒ 0 – Unfair

5. How well did the teachers prepare for the classes?

- 4 - Thoroughly
- 3 - Satisfactorily
- 2 - Poorly
- 1 - Indifferently
- 0 - Won't teach at all

6. The institute takes active interest in promoting internship, student exchange, field visit opportunities for students.

- 4 - Regularly
- 3 - Often
- 2 - Sometimes
- 1 - Rarely
- 0 - Never

7. The teaching and mentoring process in your institution facilitates you in cognitive, social and emotional growth.

- 4 - Significantly
- 3 - Very well
- 2 - Moderately
- 1 - Marginally
- 0 - Not at all

8. The institution provides multiple opportunities to learn and grow.

- 4 - Strongly agree
- 3 - Agree
- 2 - Neutral
- 1 - Disagree
- 0 - Strongly disagree

9. Teachers inform you about your expected competencies, course outcomes and programme outcomes.

- 4 - Every time
- 3 - Usually
- 2 - Occasionally/Sometimes
- 1 - Rarely
- 0 - Never

10. Was your performance in assignments discussed with you?

- 4 - Every time
- 3 - Usually
- 2 - Occasionally/Sometimes
- 1 - Rarely
- 0 - Never

11. Your mentor does a necessary follow-up with an assigned task to you.

- 4 - Every time
- 3 - Usually
- 2 - Occasionally/Sometimes
- 1 - Rarely
- 0 - I don't have a mentor

12. The teachers illustrate the concepts through examples and applications.

- 4 – Every time
- 3 – Usually
- 2 – Occasionally/Sometimes
- 1 – Rarely
- 0 – Never

13. The teachers identify your strengths and encourage you with providing right level of challenges.

- 4 – Fully
- 3 – Reasonably
- 2 – Partially
- 1 – Slightly
- 0 – Unable to

14. Teachers are able to identify your weaknesses and help you to overcome them.

- 4 – Every time
- 3 – Usually
- 2 – Occasionally/Sometimes
- 1 – Rarely
- 0 – Never

15. The institution makes effort to engage students in the monitoring, review and continuous quality improvement of the teaching learning process.

- 4 – Strongly agree
- 3 – Agree
- 2 – Neutral
- 1 – Disagree
- 0 – Strongly disagree

16. The institute/ teachers use student centric methods, such as experiential learning, participative learning and problem solving methodologies for enhancing learning experiences.

- 4 – To a great extent
- 3 – Moderate
- 2 – Some what
- 1 – Very little
- 0 – Not at all

17. Teachers encourage you to participate in extracurricular activities.

- 4 – Strongly agree
- 3 – Agree
- 2 – Neutral
- 1 – Disagree
- 0 – Strongly disagree

18. Efforts are made by the institute/ teachers to inculcate soft skills, life skills and employability skills to make you ready for the world of work.

4 - To a great extent

3 - Moderate

2 - Somewhat

1 - Very little

0 - Not at all

19. What percentage of teachers use ICT tools such as LCD projector, Multimedia, etc. while teaching.

4 - Above 90%

3 - 70 - 89%

2 - 50 - 69%

1 - 30 - 49%

0 - Below 29%

20. The overall quality of teaching-learning process in your institute is very good.


4 - Strongly agree

3 - Agree

2 - Neutral

1 - Disagree

0 - Strongly disagree


Sign of student

18. Efforts are made by the institute/ teachers to inculcate soft skills, life skills and employability skills to make you ready for the world of work.

4 - To a great extent

3 - Moderate

2 - Somewhat

1 - Very little

0 - Not at all

19. What percentage of teachers use ICT tools such as LCD projector, Multimedia, etc. while teaching.

4 - Above 90%

3 - 70 - 89%

2 - 50 - 69%

1 - 30 - 49%

0 - Below 29%

20. The overall quality of teaching-learning process in your institute is very good.


4 - Strongly agree

3 - Agree

2 - Neutral

1 - Disagree

0 - Strongly disagree


Sign of student

Rashtramata Indira Gandhi College , Jalna

Academic Year 2020-21

**Criterion II – Teaching–Learning and Evaluation Student Satisfaction Survey on
Teaching Learning Process**

Name of Student : Prase Lakshmi Mangal

Class : B.A.I

Following are questions for student satisfaction survey regarding teaching learning process.

1. How well were the teachers able to communicate?
4 – Always effective
3 – Sometimes effective
2 – Just satisfactorily
1 – Generally ineffective
0 – Very poor communication
2. How much of the syllabus was covered in the class?
4 – 85 to 100%
3 – 70 to 84%
2 – 55 to 69%
1 – 30 to 54%
0 – Below 30%
3. The teacher's approach to teaching can best be described as
4 – Excellent
3 – Very good
2 – Good
1 – Fair
0 – Poor
4. Fairness of the internal evaluation process by the teachers.
4 – Always fair
3 – Usually fair
2 – Sometimes unfair
1 – Usually unfair
0 – Unfair

5. How well did the teachers prepare for the classes?

- 4 – Thoroughly
- 3 – Satisfactorily
- 2 – Poorly
- 1 – Indifferently
- 0 – Won't teach at all

6. The institute takes active interest in promoting internship, student exchange, field visit opportunities for students.

- 4 – Regularly
- 3 – Often
- 2 – Sometimes
- 1 – Rarely
- 0 – Never

7. The teaching and mentoring process in your institution facilitates you in cognitive, social and emotional growth.

- 4 – Significantly
- 3 – Very well
- 2 – Moderately
- 1 – Marginally
- 0 – Not at all

8. The institution provides multiple opportunities to learn and grow.

- 4 – Strongly agree
- 3 – Agree
- 2 – Neutral
- 1 – Disagree
- 0 – Strongly disagree

9. Teachers inform you about your expected competencies, course outcomes and programme outcomes.

- 4 – Every time
- 3 – Usually
- 2 – Occasionally/Sometimes
- 1 – Rarely
- 0 – Never

10. Was your performance in assignments discussed with you?

- 4 – Every time
- 3 – Usually
- 2 – Occasionally/Sometimes
- 1 – Rarely
- 0 – Never

11. Your mentor does a necessary follow-up with an assigned task to you.

- 4 – Every time
- 3 – Usually
- 2 – Occasionally/Sometimes
- 1 – Rarely
- 0 – I don't have a mentor

12. The teachers illustrate the concepts through examples and applications.

- 4 – Every time
- 3 – Usually
- 2 – Occasionally/Sometimes
- 1 – Rarely
- 0 – Never

13. The teachers identify your strengths and encourage you with providing right level of challenges.

- 4 – Fully
- 3 – Reasonably
- 2 – Partially
- 1 – Slightly
- 0 – Unable to

14. Teachers are able to identify your weaknesses and help you to overcome them.

- 4 – Every time
- 3 – Usually
- 2 – Occasionally/Sometimes
- 1 – Rarely
- 0 – Never

15. The institution makes effort to engage students in the monitoring, review and continuous quality improvement of the teaching learning process.

- 4 – Strongly agree
- 3 – Agree
- 2 – Neutral
- 1 – Disagree
- 0 – Strongly disagree

16. The institute/ teachers use student centric methods, such as experiential learning, participative learning and problem solving methodologies for enhancing learning experiences.

- 4 – To a great extent
- 3 – Moderate
- 2 – Some what
- 1 – Very little
- 0 – Not at all

17. Teachers encourage you to participate in extracurricular activities.

- 4 – Strongly agree
- 3 – Agree
- 2 – Neutral
- 1 – Disagree
- 0 – Strongly disagree

Rashtramata Indira Gandhi College , Jalna

Academic Year 2020-21

Criterion II – Teaching–Learning and Evaluation Student Satisfaction Survey on

Teaching Learning Process

Name of Student : Chandak ^{Sawoti} Valmik

Class : B.A.I

Following are questions for student satisfaction survey regarding teaching learning process.

1. How well were the teachers able to communicate?
4 – Always effective
3 – Sometimes effective
2 – Just satisfactorily
1 – Generally ineffective
0 – Very poor communication
2. How much of the syllabus was covered in the class?
4 – 85 to 100%
3 – 70 to 84%
2 – 55 to 69%
1 – 30 to 54%
0 – Below 30%
3. The teacher's approach to teaching can best be described as
4 – Excellent
3 – Very good
2 – Good
1 – Fair
0 – Poor
4. Fairness of the internal evaluation process by the teachers.
4 – Always fair
3 – Usually fair
2 – Sometimes unfair
1 – Usually unfair
0 – Unfair

5. How well did the teachers prepare for the classes?

- 4 – Thoroughly
- 3 – Satisfactorily
- 2 – Poorly
- 1 – Indifferently
- 0 – Won't teach at all

6. The institute takes active interest in promoting internship, student exchange, field visit opportunities for students.

- 4 – Regularly
- 3 – Often
- 2 – Sometimes
- 1 – Rarely
- 0 – Never

7. The teaching and mentoring process in your institution facilitates you in cognitive, social and emotional growth.

- 4 – Significantly
- 3 – Very well
- 2 – Moderately
- 1 – Marginally
- 0 – Not at all

8. The institution provides multiple opportunities to learn and grow.

- 4 – Strongly agree
- 3 – Agree
- 2 – Neutral
- 1 – Disagree
- 0 – Strongly disagree

9. Teachers inform you about your expected competencies, course outcomes and programme outcomes.

- 4 – Every time
- 3 – Usually
- 2 – Occasionally/Sometimes
- 1 – Rarely
- 0 – Never

10. Was your performance in assignments discussed with you?

- 4 – Every time
- 3 – Usually
- 2 – Occasionally/Sometimes
- 1 – Rarely
- 0 – Never

11. Your mentor does a necessary follow-up with an assigned task to you.

- 4 – Every time
- 3 – Usually
- 2 – Occasionally/Sometimes
- 1 – Rarely
- 0 – I don't have a mentor

2. The teachers illustrate the concepts through examples and applications.

- 4 – Every time
- 3 – Usually
- 2 – Occasionally/Sometimes
- 1 – Rarely
- 0 – Never

13. The teachers identify your strengths and encourage you with providing right level of challenges.

- 4 – Fully
- 3 – Reasonably
- 2 – Partially
- 1 – Slightly
- 0 – Unable to

14. Teachers are able to identify your weaknesses and help you to overcome them.

- 4 – Every time
- 3 – Usually
- 2 – Occasionally/Sometimes
- 1 – Rarely
- 0 – Never

15. The institution makes effort to engage students in the monitoring, review and continuous quality improvement of the teaching learning process.

- 4 – Strongly agree
- 3 – Agree
- 2 – Neutral
- 1 – Disagree
- 0 – Strongly disagree

16. The institute/ teachers use student centric methods, such as experiential learning, participative learning and problem solving methodologies for enhancing learning experiences.

- 4 – To a great extent
- 3 – Moderate
- 2 – Some what
- 1 – Very little
- 0 – Not at all

17. Teachers encourage you to participate in extracurricular activities.

- 4 – Strongly agree
- 3 – Agree
- 2 – Neutral
- 1 – Disagree
- 0 – Strongly disagree

18. Efforts are made by the institute/ teachers to inculcate soft skills, life skills and employability skills to make you ready for the world of work.

4 – To a great extent

3 – Moderate

2 – Somewhat

1 – Very little

0 – Not at all

19. What percentage of teachers use ICT tools such as LCD projector, Multimedia, etc. while teaching.

4 – Above 90%

3 – 70 – 89%

2 – 50 – 69%

1 – 30 – 49%

0 – Below 29%

20. The overall quality of teaching-learning process in your institute is very good.


4 – Strongly agree

3 – Agree

2 – Neutral

1 – Disagree

0 – Strongly disagree


Sign of student

5. How well did the teachers prepare for the classes?

- ~~4~~ – Thoroughly
- ~~3~~ – Satisfactorily
- 2 – Poorly
- 1 – Indifferently
- 0 – Won't teach at all

6. The institute takes active interest in promoting internship, student exchange, field visit opportunities for students.

- 4 – Regularly
- ~~3~~ – Often
- ~~2~~ – Sometimes
- 1 – Rarely
- 0 – Never

7. The teaching and mentoring process in your institution facilitates you in cognitive, social and emotional growth.

- 4 – Significantly
- 3 – Very well
- 2 – Moderately
- ~~1~~ – Marginally
- ~~0~~ – Not at all

8. The institution provides multiple opportunities to learn and grow.

- 4 – Strongly agree
- 3 – Agree
- 2 – Neutral
- ~~1~~ – Disagree
- ~~0~~ – Strongly disagree

9. Teachers inform you about your expected competencies, course outcomes and programme outcomes.

- 4 – Every time
- 3 – Usually
- ~~2~~ – Occasionally/Sometimes
- 1 – Rarely
- 0 – Never

10. Was your performance in assignments discussed with you?

- 4 – Every time
- 3 – Usually
- ~~2~~ – Occasionally/Sometimes
- ~~1~~ – Rarely
- 0 – Never

11. Your mentor does a necessary follow-up with an assigned task to you.

- ~~4~~ – Every time
- ~~3~~ – Usually
- 2 – Occasionally/Sometimes
- 1 – Rarely
- 0 – I don't have a mentor

2. The teachers illustrate the concepts through examples and applications.

- 4 – Every time
- 3 – Usually
- 2 – Occasionally/Sometimes
- 1 – Rarely
- 0 – Never

13. The teachers identify your strengths and encourage you with providing right level of challenges.

- 4 – Fully
- 3 – Reasonably
- 2 – Partially
- 1 – Slightly
- 0 – Unable to

14. Teachers are able to identify your weaknesses and help you to overcome them.

- 4 – Every time
- 3 – Usually
- 2 – Occasionally/Sometimes
- 1 – Rarely
- 0 – Never

15. The institution makes effort to engage students in the monitoring, review and continuous quality improvement of the teaching learning process.

- 4 – Strongly agree
- 3 – Agree
- 2 – Neutral
- 1 – Disagree
- 0 – Strongly disagree

16. The institute/ teachers use student centric methods, such as experiential learning, participative learning and problem solving methodologies for enhancing learning experiences.

- 4 – To a great extent
- 3 – Moderate
- 2 – Some what
- 1 – Very little
- 0 – Not at all

17. Teachers encourage you to participate in extracurricular activities.

- 4 – Strongly agree
- 3 – Agree
- 2 – Neutral
- 1 – Disagree
- 0 – Strongly disagree

18. Efforts are made by the institute/ teachers to inculcate soft skills, life skills and employability skills to make you ready for the world of work.


- 4 – To a great extent
- 3 – Moderate
- 2 – Somewhat
- 1 – Very little
- 0 – Not at all

19. What percentage of teachers use ICT tools such as LCD projector, Multimedia, etc. while teaching.

- 4 – Above 90%
- 3 – 70 – 89%
- 2 – 50 – 69%
- 1 – 30 – 49%
- 0 – Below 29%

20. The overall quality of teaching-learning process in your institute is very good.

- 4 – Strongly agree
- 3 – Agree
- 2 – Neutral
- 1 – Disagree
- 0 – Strongly disagree


Sign of student

Rashtramata Indira Gandhi College , Jalna

Academic Year 2020-21

**Criterion II – Teaching–Learning and Evaluation Student Satisfaction Survey on
Teaching Learning Process**

Name of Student : Chauhan Sadaf Arjun Ahnwal

Class : BAG

Following are questions for student satisfaction survey regarding teaching learning process.

1. How well were the teachers able to communicate?

- 4 – Always effective
- 3 – Sometimes effective
- 2 – Just satisfactorily
- 1 – Generally ineffective
- 0 – Very poor communication

2. How much of the syllabus was covered in the class?

- 4 – 85 to 100%
- 3 – 70 to 84%
- 2 – 55 to 69%
- 1 – 30 to 54%
- 0 – Below 30%

3. The teacher's approach to teaching can best be described as

- 4 – Excellent
- 3 – Very good
- 2 – Good
- 1 – Fair
- 0 – Poor

4. Fairness of the internal evaluation process by the teachers.

- 4 – Always fair
- 3 – Usually fair
- 2 – Sometimes unfair
- 1 – Usually unfair
- 0 – Unfair

5. How well did the teachers prepare for the classes?

- 4 - Thoroughly
- 3 - Satisfactorily
- 2 - Poorly
- 1 - Indifferently
- 0 - Won't teach at all

6. The institute takes active interest in promoting internship, student exchange, field visit opportunities for students.

- 4 - Regularly
- 3 - Often
- 2 - Sometimes
- 1 - Rarely
- 0 - Never

7. The teaching and mentoring process in your institution facilitates you in cognitive, social and emotional growth.

- 4 - Significantly
- 3 - Very well
- 2 - Moderately
- 1 - Marginally
- 0 - Not at all

8. The institution provides multiple opportunities to learn and grow.

- 4 - Strongly agree
- 3 - Agree
- 2 - Neutral
- 1 - Disagree
- 0 - Strongly disagree

9. Teachers inform you about your expected competencies, course outcomes and programme outcomes.

- 4 - Every time
- 3 - Usually
- 2 - Occasionally/Sometimes
- 1 - Rarely
- 0 - Never

10. Was your performance in assignments discussed with you?

- 4 - Every time
- 3 - Usually
- 2 - Occasionally/Sometimes
- 1 - Rarely
- 0 - Never

11. Your mentor does a necessary follow-up with an assigned task to you.

- 4 - Every time
- 3 - Usually
- 2 - Occasionally/Sometimes
- 1 - Rarely
- 0 - I don't have a mentor

12. The teachers illustrate the concepts through examples and applications.

- 4 – Every time
- 3 – Usually
- 2 – Occasionally/Sometimes
- 1 – Rarely
- 0 – Never

13. The teachers identify your strengths and encourage you with providing right level of challenges.

- 4 – Fully
- 3 – Reasonably
- 2 – Partially
- 1 – Slightly
- 0 – Unable to

14. Teachers are able to identify your weaknesses and help you to overcome them.

- 4 – Every time
- 3 – Usually
- 2 – Occasionally/Sometimes
- 1 – Rarely
- 0 – Never

15. The institution makes effort to engage students in the monitoring, review and continuous quality improvement of the teaching learning process.

- 4 – Strongly agree
- 3 – Agree
- 2 – Neutral
- 1 – Disagree
- 0 – Strongly disagree

16. The institute/ teachers use student centric methods, such as experiential learning, participative learning and problem solving methodologies for enhancing learning experiences.

- 4 – To a great extent
- 3 – Moderate
- 2 – Some what
- 1 – Very little
- 0 – Not at all

17. Teachers encourage you to participate in extracurricular activities.

- 4 – Strongly agree
- 3 – Agree
- 2 – Neutral
- 1 – Disagree
- 0 – Strongly disagree

18. Efforts are made by the institute/ teachers to inculcate soft skills, life skills and employability skills to make you ready for the world of work.

4 – To a great extent

3 – Moderate

2 – Somewhat

1 – Very little

0 – Not at all

19. What percentage of teachers use ICT tools such as LCD projector, Multimedia, etc. while teaching.

4 – Above 90%

3 – 70 – 89%

2 – 50 – 69%

1 – 30 – 49%

0 – Below 29%

20. The overall quality of teaching-learning process in your institute is very good.


4 – Strongly agree

3 – Agree

2 – Neutral

1 – Disagree

0 – Strongly disagree


Sign of student

**Criterion II – Teaching–Learning and Evaluation Student Satisfaction Survey on
Teaching Learning Process**

Name of Student : Dehpade Vaishnav

Class : B A J

Following are questions for student satisfaction survey regarding teaching learning process.

1. How well were the teachers able to communicate?
☒ 4 – Always effective
3 – Sometimes effective
2 – Just satisfactorily
1 – Generally ineffective
0 – Very poor communication
2. How much of the syllabus was covered in the class?
☒ 4 – 85 to 100%
3 – 70 to 84%
2 – 55 to 69%
1 – 30 to 54%
0 – Below 30%
3. The teacher's approach to teaching can best be described as
☒ 4 – Excellent
3 – Very good
2 – Good
1 – Fair
0 – Poor
4. Fairness of the internal evaluation process by the teachers.
4 – Always fair
3 – Usually fair
☒ 2 – Sometimes unfair
1 – Usually unfair
0 – Unfair

5. How well did the teachers prepare for the classes?

- 4 – Thoroughly
- 3 – Satisfactorily
- 2 – Poorly
- 1 – Indifferently
- 0 – Won't teach at all

6. The institute takes active interest in promoting internship, student exchange, field visit opportunities for students.

- 4 – Regularly
- 3 – Often
- 2 – Sometimes
- 1 – Rarely
- 0 – Never

7. The teaching and mentoring process in your institution facilitates you in cognitive, social and emotional growth.

- 4 – Significantly
- 3 – Very well
- 2 – Moderately
- 1 – Marginally
- 0 – Not at all

8. The institution provides multiple opportunities to learn and grow.

- 4 – Strongly agree
- 3 – Agree
- 2 – Neutral
- 1 – Disagree
- 0 – Strongly disagree

9. Teachers inform you about your expected competencies, course outcomes and programme outcomes.

- 4 – Every time
- 3 – Usually
- 2 – Occasionally/Sometimes
- 1 – Rarely
- 0 – Never

10. Was your performance in assignments discussed with you?

- 4 – Every time
- 3 – Usually
- 2 – Occasionally/Sometimes
- 1 – Rarely
- 0 – Never

11. Your mentor does a necessary follow-up with an assigned task to you.

- 4 – Every time
- 3 – Usually
- 2 – Occasionally/Sometimes
- 1 – Rarely
- 0 – I don't have a mentor

. The teachers illustrate the concepts through examples and applications.

- 4 – Every time
- 3 – Usually
- 2 – Occasionally/Sometimes
- 1 – Rarely
- 0 – Never

13. The teachers identify your strengths and encourage you with providing right level of challenges.

- 4 – Fully
- 3 – Reasonably
- 2 – Partially
- 1 – Slightly
- 0 – Unable to

14. Teachers are able to identify your weaknesses and help you to overcome them.

- 4 – Every time
- 3 – Usually
- 2 – Occasionally/Sometimes
- 1 – Rarely
- 0 – Never

15. The institution makes effort to engage students in the monitoring, review and continuous quality improvement of the teaching learning process.

- 4 – Strongly agree
- 3 – Agree
- 2 – Neutral
- 1 – Disagree
- 0 – Strongly disagree

16. The institute/ teachers use student centric methods, such as experiential learning, participative learning and problem solving methodologies for enhancing learning experiences.

- 4 – To a great extent
- 3 – Moderate
- 2 – Some what
- 1 – Very little
- 0 – Not at all

17. Teachers encourage you to participate in extracurricular activities.

- 4 – Strongly agree
- 3 – Agree
- 2 – Neutral
- 1 – Disagree
- 0 – Strongly disagree

18. Efforts are made by the institute/ teachers to inculcate soft skills, life skills and employability skills to make you ready for the world of work.

4 – To a great extent

3 – Moderate

2 – Somewhat

1 – Very little

0 – Not at all

19. What percentage of teachers use ICT tools such as LCD projector, Multimedia, etc. while teaching.

4 – Above 90%

3 – 70 – 89%

2 – 50 – 69%

1 – 30 – 49%

0 – Below 29%

20. The overall quality of teaching-learning process in your institute is very good.

4 – Strongly agree

3 – Agree

2 – Neutral

1 – Disagree

0 – Strongly disagree

Sign of student

**Criterion II – Teaching–Learning and Evaluation Student Satisfaction Survey on
Teaching Learning Process**

Name of Student : Dhruv Rohit Subhash

Class : BBA I

Following are questions for student satisfaction survey regarding teaching learning process.

1. How well were the teachers able to communicate?
☒ 4 – Always effective
☐ 3 – Sometimes effective
☐ 2 – Just satisfactorily
☐ 1 – Generally ineffective
☐ 0 – Very poor communication
2. How much of the syllabus was covered in the class?
☒ 4 – 85 to 100%
☐ 3 – 70 to 84%
☐ 2 – 55 to 69%
☐ 1 – 30 to 54%
☐ 0 – Below 30%
3. The teacher's approach to teaching can best be described as
☐ 4 – Excellent
☒ 3 – Very good
☐ 2 – Good
☐ 1 – Fair
☐ 0 – Poor
4. Fairness of the internal evaluation process by the teachers.
☐ 4 – Always fair
☐ 3 – Usually fair
☐ 2 – Sometimes unfair
☒ 1 – Usually unfair
☐ 0 – Unfair

5. How well did the teachers prepare for the classes?

- 4 - Thoroughly
- 3 - Satisfactorily
- 2 - Poorly
- 1 - Indifferently
- 0 - Won't teach at all

6. The institute takes active interest in promoting internship, student exchange, field visit opportunities for students.

- 4 - Regularly
- 3 - Often
- 2 - Sometimes
- 1 - Rarely
- 0 - Never

7. The teaching and mentoring process in your institution facilitates you in cognitive, social and emotional growth.

- 4 - Significantly
- 3 - Very well
- 2 - Moderately
- 1 - Marginally
- 0 - Not at all

8. The institution provides multiple opportunities to learn and grow.

- 4 - Strongly agree
- 3 - Agree
- 2 - Neutral
- 1 - Disagree
- 0 - Strongly disagree

9. Teachers inform you about your expected competencies, course outcomes and programme outcomes.

- 4 - Every time
- 3 - Usually
- 2 - Occasionally/Sometimes
- 1 - Rarely
- 0 - Never

10. Was your performance in assignments discussed with you?

- 4 - Every time
- 3 - Usually
- 2 - Occasionally/Sometimes
- 1 - Rarely
- 0 - Never

11. Your mentor does a necessary follow-up with an assigned task to you.

- 4 - Every time
- 3 - Usually
- 2 - Occasionally/Sometimes
- 1 - Rarely
- 0 - I don't have a mentor

The teachers illustrate the concepts through examples and applications.

- 4 – Every time
- 3 – Usually
- 2 – Occasionally/Sometimes
- 1 – Rarely
- 0 – Never

13. The teachers identify your strengths and encourage you with providing right level of challenges.

- 4 – Fully
- 3 – Reasonably
- 2 – Partially
- 1 – Slightly
- 0 – Unable to

14. Teachers are able to identify your weaknesses and help you to overcome them.

- 4 – Every time
- 3 – Usually
- 2 – Occasionally/Sometimes
- 1 – Rarely
- 0 – Never

15. The institution makes effort to engage students in the monitoring, review and continuous quality improvement of the teaching learning process.

- 4 – Strongly agree
- 3 – Agree
- 2 – Neutral
- 1 – Disagree
- 0 – Strongly disagree

16. The institute/ teachers use student centric methods, such as experiential learning, participative learning and problem solving methodologies for enhancing learning experiences.

- 4 – To a great extent
- 3 – Moderate
- 2 – Some what
- 1 – Very little
- 0 – Not at all

17. Teachers encourage you to participate in extracurricular activities.

- 4 – Strongly agree
- 3 – Agree
- 2 – Neutral
- 1 – Disagree
- 0 – Strongly disagree

18. Efforts are made by the institute/ teachers to inculcate soft skills, life skills and employability skills to make you ready for the world of work.


- 4 – To a great extent
- 3 – Moderate
- 2 – Somewhat
- 1 – Very little
- 0 – Not at all

19. What percentage of teachers use ICT tools such as LCD projector, Multimedia, etc. while teaching.

- 4 – Above 90%
- 3 – 70 – 89%
- 2 – 50 – 69%
- 1 – 30 – 49%
- 0 – Below 29%

20. The overall quality of teaching-learning process in your institute is very good.

- 4 – Strongly agree
- 3 – Agree
- 2 – Neutral
- 1 – Disagree
- 0 – Strongly disagree



Sign of student

Rashtramata Indira Gandhi College , Jalna

Academic Year 2020-21

**Criterion II – Teaching–Learning and Evaluation Student Satisfaction Survey on
Teaching Learning Process**

Name of Student : Shree Vikas Bhikaji

Class : B.A.J

Following are questions for student satisfaction survey regarding teaching learning process.

1. How well were the teachers able to communicate?
4 – Always effective
3 – Sometimes effective
2 – Just satisfactorily
1 – Generally ineffective
0 – Very poor communication
2. How much of the syllabus was covered in the class?
4 – 85 to 100%
3 – 70 to 84%
2 – 55 to 69%
1 – 30 to 54%
0 – Below 30%
3. The teacher's approach to teaching can best be described as
4 – Excellent
3 – Very good
2 – Good
1 – Fair
0 – Poor
4. Fairness of the internal evaluation process by the teachers.
4 – Always fair
3 – Usually fair
2 – Sometimes unfair
1 – Usually unfair
0 – Unfair

5. How well did the teachers prepare for the classes?

- 4 – Thoroughly
- 3 – Satisfactorily
- 2 – Poorly
- 1 – Indifferently
- 0 – Won't teach at all

6. The institute takes active interest in promoting internship, student exchange, field visit opportunities for students.

- 4 – Regularly
- 3 – Often
- 2 – Sometimes
- 1 – Rarely
- 0 – Never

7. The teaching and mentoring process in your institution facilitates you in cognitive, social and emotional growth.

- 4 – Significantly
- 3 – Very well
- 2 – Moderately
- 1 – Marginally
- 0 – Not at all

8. The institution provides multiple opportunities to learn and grow.

- 4 – Strongly agree
- 3 – Agree
- 2 – Neutral
- 1 – Disagree
- 0 – Strongly disagree

9. Teachers inform you about your expected competencies, course outcomes and programme outcomes.

- 4 – Every time
- 3 – Usually
- 2 – Occasionally/Sometimes
- 1 – Rarely
- 0 – Never

10. Was your performance in assignments discussed with you?

- 4 – Every time
- 3 – Usually
- 2 – Occasionally/Sometimes
- 1 – Rarely
- 0 – Never

11. Your mentor does a necessary follow-up with an assigned task to you.

- 4 – Every time
- 3 – Usually
- 2 – Occasionally/Sometimes
- 1 – Rarely
- 0 – I don't have a mentor

2. The teachers illustrate the concepts through examples and applications.

- 4 - Every time
- 3 - Usually
- 2 - Occasionally/Sometimes
- 1 - Rarely
- 0 - Never

13. The teachers identify your strengths and encourage you with providing right level of challenges.

- 4 - Fully
- 3 - Reasonably
- 2 - Partially
- 1 - Slightly
- 0 - Unable to

14. Teachers are able to identify your weaknesses and help you to overcome them.

- 4 - Every time
- 3 - Usually
- 2 - Occasionally/Sometimes
- 1 - Rarely
- 0 - Never

15. The institution makes effort to engage students in the monitoring, review and continuous quality improvement of the teaching learning process.

- 4 - Strongly agree
- 3 - Agree
- 2 - Neutral
- 1 - Disagree
- 0 - Strongly disagree

16. The institute/ teachers use student centric methods, such as experiential learning, participative learning and problem solving methodologies for enhancing learning experiences.

- 4 - To a great extent
- 3 - Moderate
- 2 - Some what
- 1 - Very little
- 0 - Not at all

17. Teachers encourage you to participate in extracurricular activities.

- 4 - Strongly agree
- 3 - Agree
- 2 - Neutral
- 1 - Disagree
- 0 - Strongly disagree

18. Efforts are made by the institute/ teachers to inculcate soft skills, life skills and employability skills to make you ready for the world of work.

4 – To a great extent

3 – Moderate

2 – Somewhat

1 – Very little

0 – Not at all

19. What percentage of teachers use ICT tools such as LCD projector, Multimedia, etc. while teaching.

4 – Above 90%

3 – 70 – 89%

2 – 50 – 69%

1 – 30 – 49%

0 – Below 29%

20. The overall quality of teaching-learning process in your institute is very good.

4 – Strongly agree

3 – Agree

2 – Neutral

1 – Disagree

0 – Strongly disagree


Sign of student

**Criterion II – Teaching–Learning and Evaluation Student Satisfaction Survey on
Teaching Learning Process**

Name of Student : Gherpade Arush Pyaneshwar
Class : B.A I

Following are questions for student satisfaction survey regarding teaching learning process.

1. How well were the teachers able to communicate?
4 – Always effective
3 – Sometimes effective
2 – Just satisfactorily
1 – Generally ineffective
0 – Very poor communication
2. How much of the syllabus was covered in the class?
4 – 85 to 100%
3 – 70 to 84%
2 – 55 to 69%
1 – 30 to 54%
0 – Below 30%
3. The teacher's approach to teaching can best be described as
4 – Excellent
3 – Very good
2 – Good
1 – Fair
0 – Poor
4. Fairness of the internal evaluation process by the teachers.
4 – Always fair
3 – Usually fair
2 – Sometimes unfair
1 – Usually unfair
0 – Unfair

5. How well did the teachers prepare for the classes?

- 4 - Thoroughly
- 3 - Satisfactorily
- 2 - Poorly
- 1 - Indifferently
- 0 - Won't teach at all

6. The institute takes active interest in promoting internship, student exchange, field visit opportunities for students.

- 4 - Regularly
- 3 - Often
- 2 - Sometimes
- 1 - Rarely
- 0 - Never

7. The teaching and mentoring process in your institution facilitates you in cognitive, social and emotional growth.

- 4 - Significantly
- 3 - Very well
- 2 - Moderately
- 1 - Marginally
- 0 - Not at all

8. The institution provides multiple opportunities to learn and grow.

- 4 - Strongly agree
- 3 - Agree
- 2 - Neutral
- 1 - Disagree
- 0 - Strongly disagree

9. Teachers inform you about your expected competencies, course outcomes and programme outcomes.

- 4 - Every time
- 3 - Usually
- 2 - Occasionally/Sometimes
- 1 - Rarely
- 0 - Never

10. Was your performance in assignments discussed with you?

- 4 - Every time
- 3 - Usually
- 2 - Occasionally/Sometimes
- 1 - Rarely
- 0 - Never

11. Your mentor does a necessary follow-up with an assigned task to you.

- 4 - Every time
- 3 - Usually
- 2 - Occasionally/Sometimes
- 1 - Rarely
- 0 - I don't have a mentor

he teachers illustrate the concepts through examples and applications.

- 4 – Every time
- 3 – Usually
- 2 – Occasionally/Sometimes
- 1 – Rarely
- 0 – Never

13. The teachers identify your strengths and encourage you with providing right level of challenges.

- 4 – Fully
- 3 – Reasonably
- 2 – Partially
- 1 – Slightly
- 0 – Unable to

14. Teachers are able to identify your weaknesses and help you to overcome them.

- 4 – Every time
- 3 – Usually
- 2 – Occasionally/Sometimes
- 1 – Rarely
- 0 – Never

15. The institution makes effort to engage students in the monitoring, review and continuous quality improvement of the teaching learning process.

- 4 – Strongly agree
- 3 – Agree
- 2 – Neutral
- 1 – Disagree
- 0 – Strongly disagree

16. The institute/ teachers use student centric methods, such as experiential learning, participative learning and problem solving methodologies for enhancing learning experiences.

- 4 – To a great extent
- 3 – Moderate
- 2 – Some what
- 1 – Very little
- 0 – Not at all

17. Teachers encourage you to participate in extracurricular activities.

- 4 – Strongly agree
- 3 – Agree
- 2 – Neutral
- 1 – Disagree
- 0 – Strongly disagree

18. Efforts are made by the institute/ teachers to inculcate soft skills, life skills and employability skills to make you ready for the world of work.

- 4 – To a great extent
- 3 – Moderate
- 2 – Somewhat
- 1 – Very little
- 0 – Not at all

19. What percentage of teachers use ICT tools such as LCD projector, Multimedia, etc. while teaching.

- 4 – Above 90%
- 3 – 70 – 89%
- 2 – 50 – 69%
- 1 – 30 – 49%
- 0 – Below 29%

20. The overall quality of teaching-learning process in your institute is very good.

- 4 – Strongly agree
- 3 – Agree
- 2 – Neutral
- 1 – Disagree
- 0 – Strongly disagree



Sign of student

Rashtramata Indira Gandhi College , Jalna

Academic Year 2020-21

**Criterion II – Teaching–Learning and Evaluation Student Satisfaction Survey on
Teaching Learning Process**

Name of Student : Amole Tyoh Devdas

Class : B.A.G

Following are questions for student satisfaction survey regarding teaching learning process.

1. How well were the teachers able to communicate?

☒ 4 – Always effective

☐ 3 – Sometimes effective

☐ 2 – Just satisfactorily

☐ 1 – Generally ineffective

☐ 0 – Very poor communication

2. How much of the syllabus was covered in the class?

☒ 4 – 85 to 100%

☐ 3 – 70 to 84%

☐ 2 – 55 to 69%

☐ 1 – 30 to 54%

☐ 0 – Below 30%

3. The teacher's approach to teaching can best be described as

☒ 4 – Excellent

☐ 3 – Very good

☐ 2 – Good

☐ 1 – Fair

☐ 0 – Poor

4. Fairness of the internal evaluation process by the teachers.

☒ 4 – Always fair

☐ 3 – Usually fair

☐ 2 – Sometimes unfair

☐ 1 – Usually unfair

☐ 0 – Unfair

5. How well did the teachers prepare for the classes?

- ~~4~~ - Thoroughly
- 3 - Satisfactorily
- 2 - Poorly
- 1 - Indifferently
- 0 - Won't teach at all

6. The institute takes active interest in promoting internship, student exchange, field visit opportunities for students.

- 4 - Regularly
- ~~3~~ - Often
- ~~2~~ - Sometimes
- 1 - Rarely
- 0 - Never

7. The teaching and mentoring process in your institution facilitates you in cognitive, social and emotional growth.

- 4 - Significantly
- 3 - Very well
- ~~2~~ - Moderately
- ~~1~~ - Marginally
- 0 - Not at all

8. The institution provides multiple opportunities to learn and grow.

- 4 - Strongly agree
- 3 - Agree
- ~~2~~ - Neutral
- ~~1~~ - Disagree
- 0 - Strongly disagree

9. Teachers inform you about your expected competencies, course outcomes and programme outcomes.

- 4 - Every time
- 3 - Usually
- ~~2~~ - Occasionally/Sometimes
- ~~1~~ - Rarely
- 0 - Never

10. Was your performance in assignments discussed with you?

- 4 - Every time
- ~~3~~ - Usually
- ~~2~~ - Occasionally/Sometimes
- ~~1~~ - Rarely
- 0 - Never

11. Your mentor does a necessary follow-up with an assigned task to you.

- 4 - Every time
- 3 - Usually
- ~~2~~ - Occasionally/Sometimes
- ~~1~~ - Rarely
- 0 - I don't have a mentor

12. The teachers illustrate the concepts through examples and applications.

- 4 – Every time
- 3 – Usually
- 2 – Occasionally/Sometimes
- 1 – Rarely
- 0 – Never

13. The teachers identify your strengths and encourage you with providing right level of challenges.

- 4 – Fully
- 3 – Reasonably
- 2 – Partially
- 1 – Slightly
- 0 – Unable to

14. Teachers are able to identify your weaknesses and help you to overcome them.

- 4 – Every time
- 3 – Usually
- 2 – Occasionally/Sometimes
- 1 – Rarely
- 0 – Never

15. The institution makes effort to engage students in the monitoring, review and continuous quality improvement of the teaching learning process.

- 4 – Strongly agree
- 3 – Agree
- 2 – Neutral
- 1 – Disagree
- 0 – Strongly disagree

16. The institute/ teachers use student centric methods, such as experiential learning, participative learning and problem solving methodologies for enhancing learning experiences.

- 4 – To a great extent
- 3 – Moderate
- 2 – Some what
- 1 – Very little
- 0 – Not at all

17. Teachers encourage you to participate in extracurricular activities.

- 4 – Strongly agree
- 3 – Agree
- 2 – Neutral
- 1 – Disagree
- 0 – Strongly disagree

18. Efforts are made by the institute/ teachers to inculcate soft skills, life skills and employability skills to make you ready for the world of work.

☒ 4 – To a great extent

☐ 3 – Moderate

☐ 2 – Somewhat

☐ 1 – Very little

☐ 0 – Not at all

19. What percentage of teachers use ICT tools such as LCD projector, Multimedia, etc. while teaching.

☐ 4 – Above 90%

☐ 3 – 70 – 89%

☒ 2 – 50 – 69%

☐ 1 – 30 – 49%

☐ 0 – Below 29%

20. The overall quality of teaching-learning process in your institute is very good.


☐ 4 – Strongly agree

☐ 3 – Agree

☒ 2 – Neutral

☐ 1 – Disagree

☐ 0 – Strongly disagree



Sign of student

5. How well did the teachers prepare for the classes?

- ☒ 4 – Thoroughly
- ☐ 3 – Satisfactorily
- ☐ 2 – Poorly
- ☐ 1 – Indifferently
- ☐ 0 – Won't teach at all

6. The institute takes active interest in promoting internship, student exchange, field visit opportunities for students.

- ☒ 4 – Regularly
- ☐ 3 – Often
- ☐ 2 – Sometimes
- ☐ 1 – Rarely
- ☐ 0 – Never

7. The teaching and mentoring process in your institution facilitates you in cognitive, social and emotional growth.

- ☒ 4 – Significantly
- ☐ 3 – Very well
- ☐ 2 – Moderately
- ☐ 1 – Marginally
- ☐ 0 – Not at all

8. The institution provides multiple opportunities to learn and grow.

- ☐ 4 – Strongly agree
- ☐ 3 – Agree
- ☐ 2 – Neutral
- ☒ 1 – Disagree
- ☐ 0 – Strongly disagree

9. Teachers inform you about your expected competencies, course outcomes and programme outcomes.

- ☐ 4 – Every time
- ☐ 3 – Usually
- ☒ 2 – Occasionally/Sometimes
- ☐ 1 – Rarely
- ☐ 0 – Never

10. Was your performance in assignments discussed with you?

- ☐ 4 – Every time
- ☐ 3 – Usually
- ☒ 2 – Occasionally/Sometimes
- ☐ 1 – Rarely
- ☐ 0 – Never

11. Your mentor does a necessary follow-up with an assigned task to you.

- ☐ 4 – Every time
- ☐ 3 – Usually
- ☒ 2 – Occasionally/Sometimes
- ☐ 1 – Rarely
- ☐ 0 – I don't have a mentor

2. The teachers illustrate the concepts through examples and applications.

4 – Every time

3 – Usually

2 – Occasionally/Sometimes

1 – Rarely

0 – Never

13. The teachers identify your strengths and encourage you with providing right level of challenges.

4 – Fully

3 – Reasonably

2 – Partially

1 – Slightly

0 – Unable to

14. Teachers are able to identify your weaknesses and help you to overcome them.

4 – Every time

3 – Usually

2 – Occasionally/Sometimes

1 – Rarely

0 – Never

15. The institution makes effort to engage students in the monitoring, review and continuous quality improvement of the teaching learning process.

4 – Strongly agree

3 – Agree

2 – Neutral

1 – Disagree

0 – Strongly disagree

16. The institute/ teachers use student centric methods, such as experiential learning, participative learning and problem solving methodologies for enhancing learning experiences.

4 – To a great extent

3 – Moderate

2 – Some what

1 – Very little

0 – Not at all

17. Teachers encourage you to participate in extracurricular activities.

4 – Strongly agree

3 – Agree

2 – Neutral

1 – Disagree

0 – Strongly disagree

5 II

18. Efforts are made by the institute/ teachers to inculcate soft skills, life skills and employability skills to make you ready for the world of work.

☒ 4 – To a great extent

☐ 3 – Moderate

☐ 2 – Somewhat

☐ 1 – Very little

☐ 0 – Not at all

19. What percentage of teachers use ICT tools such as LCD projector, Multimedia, etc. while teaching.

☐ 4 – Above 90%

☐ 3 – 70 – 89%

☒ 2 – 50 – 69%

☐ 1 – 30 – 49%

☐ 0 – Below 29%

20. The overall quality of teaching-learning process in your institute is very good.

☐ 4 – Strongly agree

☐ 3 – Agree

☐ 2 – Neutral

☐ 1 – Disagree

☒ 0 – Strongly disagree



Sign of student

Rashtramata Indira Gandhi College , Jalna

Academic Year 2020-21

**Criterion II – Teaching–Learning and Evaluation Student Satisfaction Survey on
Teaching Learning Process**

Name of Student : Adhar Vijay Rajwade
Class : B A 2

Following are questions for student satisfaction survey regarding teaching learning process.

1. How well were the teachers able to communicate?
☒ 4 – Always effective
☐ 3 – Sometimes effective
☐ 2 – Just satisfactorily
☐ 1 – Generally ineffective
☐ 0 – Very poor communication
2. How much of the syllabus was covered in the class?
☒ 4 – 85 to 100%
☐ 3 – 70 to 84%
☐ 2 – 55 to 69%
☐ 1 – 30 to 54%
☐ 0 – Below 30%
3. The teacher's approach to teaching can best be described as
☒ 4 – Excellent
☐ 3 – Very good
☐ 2 – Good
☐ 1 – Fair
☐ 0 – Poor
4. Fairness of the internal evaluation process by the teachers.
☐ 4 – Always fair
☐ 3 – Usually fair
☒ 2 – Sometimes unfair
☐ 1 – Usually unfair
☐ 0 – Unfair

5. How well did the teachers prepare for the classes?

- 4 – Thoroughly
- 3 – Satisfactorily
- 2 – Poorly
- 1 – Indifferently
- 0 – Won't teach at all

6. The institute takes active interest in promoting internship, student exchange, field visit opportunities for students.

- 4 – Regularly
- 3 – Often
- 2 – Sometimes
- 1 – Rarely
- 0 – Never

7. The teaching and mentoring process in your institution facilitates you in cognitive, social and emotional growth.

- 4 – Significantly
- 3 – Very well
- 2 – Moderately
- 1 – Marginally
- 0 – Not at all

8. The institution provides multiple opportunities to learn and grow.

- 4 – Strongly agree
- 3 – Agree
- 2 – Neutral
- 1 – Disagree
- 0 – Strongly disagree

9. Teachers inform you about your expected competencies, course outcomes and programme outcomes.

- 4 – Every time
- 3 – Usually
- 2 – Occasionally/Sometimes
- 1 – Rarely
- 0 – Never

10. Was your performance in assignments discussed with you?

- 4 – Every time
- 3 – Usually
- 2 – Occasionally/Sometimes
- 1 – Rarely
- 0 – Never

11. Your mentor does a necessary follow-up with an assigned task to you.

- 4 – Every time
- 3 – Usually
- 2 – Occasionally/Sometimes
- 1 – Rarely
- 0 – I don't have a mentor

2. The teachers illustrate the concepts through examples and applications.

4 – Every time

3 – Usually

2 – Occasionally/Sometimes

1 – Rarely

0 – Never

13. The teachers identify your strengths and encourage you with providing right level of challenges.

4 – Fully

3 – Reasonably

2 – Partially

1 – Slightly

0 – Unable to

14. Teachers are able to identify your weaknesses and help you to overcome them.

4 – Every time

3 – Usually

2 – Occasionally/Sometimes

1 – Rarely

0 – Never

15. The institution makes effort to engage students in the monitoring, review and continuous quality improvement of the teaching learning process.

4 – Strongly agree

3 – Agree

2 – Neutral

1 – Disagree

0 – Strongly disagree

16. The institute/ teachers use student centric methods, such as experiential learning, participative learning and problem solving methodologies for enhancing learning experiences.

4 – To a great extent

3 – Moderate

2 – Some what

1 – Very little

0 – Not at all

17. Teachers encourage you to participate in extracurricular activities.

4 – Strongly agree

3 – Agree

2 – Neutral

1 – Disagree

0 – Strongly disagree

18. Efforts are made by the institute/ teachers to inculcate soft skills, life skills and employability skills to make you ready for the world of work.

- 4 – To a great extent
- 3 – Moderate
- 2 – Somewhat
- 1 – Very little
- 0 – Not at all

19. What percentage of teachers use ICT tools such as LCD projector, Multimedia, etc. while teaching.

- 4 – Above 90%
- 3 – 70 – 89%
- 2 – 50 – 69%
- 1 – 30 – 49%
- 0 – Below 29%

20. The overall quality of teaching-learning process in your institute is very good.

- 4 – Strongly agree
- 3 – Agree
- 2 – Neutral
- 1 – Disagree
- 0 – Strongly disagree


Sign of student

Rashtramata Indira Gandhi College , Jalna

Academic Year 2020-21

**Criterion II – Teaching–Learning and Evaluation Student Satisfaction Survey on
Teaching Learning Process**

Name of Student : Jaehar Akshay Machure

Class : B.A.

Following are questions for student satisfaction survey regarding teaching learning process.

1. How well were the teachers able to communicate?
☒ 4 – Always effective
☐ 3 – Sometimes effective
☐ 2 – Just satisfactorily
☐ 1 – Generally ineffective
☐ 0 – Very poor communication
2. How much of the syllabus was covered in the class?
☒ 4 – 85 to 100%
☐ 3 – 70 to 84%
☐ 2 – 55 to 69%
☐ 1 – 30 to 54%
☐ 0 – Below 30%
3. The teacher's approach to teaching can best be described as
☒ 4 – Excellent
☐ 3 – Very good
☐ 2 – Good
☐ 1 – Fair
☐ 0 – Poor
4. Fairness of the internal evaluation process by the teachers.
☐ 4 – Always fair
☐ 3 – Usually fair
☐ 2 – Sometimes unfair
☒ 1 – Usually unfair
☐ 0 – Unfair

5. How well did the teachers prepare for the classes?

- 4 – Thoroughly
- 3 – Satisfactorily
- 2 – Poorly
- 1 – Indifferently
- 0 – Won't teach at all

6. The institute takes active interest in promoting internship, student exchange, field visit opportunities for students.

- 4 – Regularly
- 3 – Often
- 2 – Sometimes
- 1 – Rarely
- 0 – Never

7. The teaching and mentoring process in your institution facilitates you in cognitive, social and emotional growth.

- 4 – Significantly
- 3 – Very well
- 2 – Moderately
- 1 – Marginally
- 0 – Not at all

8. The institution provides multiple opportunities to learn and grow.

- 4 – Strongly agree
- 3 – Agree
- 2 – Neutral
- 1 – Disagree
- 0 – Strongly disagree

9. Teachers inform you about your expected competencies, course outcomes and programme outcomes.

- 4 – Every time
- 3 – Usually
- 2 – Occasionally/Sometimes
- 1 – Rarely
- 0 – Never

10. Was your performance in assignments discussed with you?

- 4 – Every time
- 3 – Usually
- 2 – Occasionally/Sometimes
- 1 – Rarely
- 0 – Never

11. Your mentor does a necessary follow-up with an assigned task to you.

- 4 – Every time
- 3 – Usually
- 2 – Occasionally/Sometimes
- 1 – Rarely
- 0 – I don't have a mentor

. The teachers illustrate the concepts through examples and applications.

- 4 – Every time
- 3 – Usually
- 2 – Occasionally/Sometimes
- 1 – Rarely
- 0 – Never

13. The teachers identify your strengths and encourage you with providing right level of challenges.

- 4 – Fully
- 3 – Reasonably
- 2 – Partially
- 1 – Slightly
- 0 – Unable to

14. Teachers are able to identify your weaknesses and help you to overcome them.

- 4 – Every time
- 3 – Usually
- 2 – Occasionally/Sometimes
- 1 – Rarely
- 0 – Never

15. The institution makes effort to engage students in the monitoring, review and continuous quality improvement of the teaching learning process.

- 4 – Strongly agree
- 3 – Agree
- 2 – Neutral
- 1 – Disagree
- 0 – Strongly disagree

16. The institute/ teachers use student centric methods, such as experiential learning, participative learning and problem solving methodologies for enhancing learning experiences.

- 4 – To a great extent
- 3 – Moderate
- 2 – Some what
- 1 – Very little
- 0 – Not at all

17. Teachers encourage you to participate in extracurricular activities.

- 4 – Strongly agree
- 3 – Agree
- 2 – Neutral
- 1 – Disagree
- 0 – Strongly disagree

18. Efforts are made by the institute/ teachers to inculcate soft skills, life skills and employability skills to make you ready for the world of work.

4 – To a great extent

3 – Moderate

2 – Somewhat

1 – Very little

0 – Not at all

19. What percentage of teachers use ICT tools such as LCD projector, Multimedia, etc. while teaching.

4 – Above 90%

3 – 70 – 89%

2 – 50 – 69%

1 – 30 – 49%

0 – Below 29%

20. The overall quality of teaching-learning process in your institute is very good.

4 – Strongly agree

3 – Agree

2 – Neutral

1 – Disagree

0 – Strongly disagree


Sign of student

Rashtramata Indira Gandhi College , Jalna

Academic Year 2020-21

**Criterion II – Teaching–Learning and Evaluation Student Satisfaction Survey on
Teaching Learning Process**

Name of Student :

Kalade Yurya Singh

Class :

B.A.

Following are questions for student satisfaction survey regarding teaching learning process.

1. How well were the teachers able to communicate?

4 – Always effective

3 – Sometimes effective

2 – Just satisfactorily

1 – Generally ineffective

0 – Very poor communication

2. How much of the syllabus was covered in the class?

4 – 85 to 100%

3 – 70 to 84%

2 – 55 to 69%

1 – 30 to 54%

0 – Below 30%

3. The teacher's approach to teaching can best be described as

4 – Excellent

3 – Very good

2 – Good

1 – Fair

0 – Poor

4. Fairness of the internal evaluation process by the teachers.

4 – Always fair

3 – Usually fair

2 – Sometimes unfair

1 – Usually unfair

0 – Unfair

5. How well did the teachers prepare for the classes?

- 4 – Thoroughly
- 3 – Satisfactorily
- 2 – Poorly
- 1 – Indifferently
- 0 – Won't teach at all

6. The institute takes active interest in promoting internship, student exchange, field visit opportunities for students.

- 4 – Regularly
- 3 – Often
- 2 – Sometimes
- 1 – Rarely
- 0 – Never

7. The teaching and mentoring process in your institution facilitates you in cognitive, social and emotional growth.

- 4 – Significantly
- 3 – Very well
- 2 – Moderately
- 1 – Marginally
- 0 – Not at all

8. The institution provides multiple opportunities to learn and grow.

- 4 – Strongly agree
- 3 – Agree
- 2 – Neutral
- 1 – Disagree
- 0 – Strongly disagree

9. Teachers inform you about your expected competencies, course outcomes and programme outcomes.

- 4 – Every time
- 3 – Usually
- 2 – Occasionally/Sometimes
- 1 – Rarely
- 0 – Never

10. Was your performance in assignments discussed with you?

- 4 – Every time
- 3 – Usually
- 2 – Occasionally/Sometimes
- 1 – Rarely
- 0 – Never

11. Your mentor does a necessary follow-up with an assigned task to you.

- 4 – Every time
- 3 – Usually
- 2 – Occasionally/Sometimes
- 1 – Rarely
- 0 – I don't have a mentor

The teachers illustrate the concepts through examples and applications.

- 4 – Every time
- 3 – Usually
- 2 – Occasionally/Sometimes
- 1 – Rarely
- 0 – Never

13. The teachers identify your strengths and encourage you with providing right level of challenges.

- 4 – Fully
- 3 – Reasonably
- 2 – Partially
- 1 – Slightly
- 0 – Unable to

14. Teachers are able to identify your weaknesses and help you to overcome them.

- 4 – Every time
- 3 – Usually
- 2 – Occasionally/Sometimes
- 1 – Rarely
- 0 – Never

15. The institution makes effort to engage students in the monitoring, review and continuous quality improvement of the teaching learning process.

- 4 – Strongly agree
- 3 – Agree
- 2 – Neutral
- 1 – Disagree
- 0 – Strongly disagree

16. The institute/ teachers use student centric methods, such as experiential learning, participative learning and problem solving methodologies for enhancing learning experiences.

- 4 – To a great extent
- 3 – Moderate
- 2 – Some what
- 1 – Very little
- 0 – Not at all

17. Teachers encourage you to participate in extracurricular activities.

- 4 – Strongly agree
- 3 – Agree
- 2 – Neutral
- 1 – Disagree
- 0 – Strongly disagree

18. Efforts are made by the institute/ teachers to inculcate soft skills, life skills and employability skills to make you ready for the world of work.

4 – To a great extent

3 – Moderate

2 – Somewhat

1 – Very little

0 – Not at all

19. What percentage of teachers use ICT tools such as LCD projector, Multimedia, etc. while teaching.

4 – Above 90%

3 – 70 – 89%

2 – 50 – 69%

1 – 30 – 49%

0 – Below 29%

20. The overall quality of teaching-learning process in your institute is very good.


4 – Strongly agree

3 – Agree

2 – Neutral

1 – Disagree

0 – Strongly disagree


Sign of student

Rashtramata Indira Gandhi College , Jalna

Academic Year 2020-21

Criterion II – Teaching–Learning and Evaluation Student Satisfaction Survey on

Teaching Learning Process

~~Khadkar Parag Vishnu~~

Name of Student : ~~Khadkar Parag Vishnu~~

Class : ~~BAT~~ ~~BAT~~

Following are questions for student satisfaction survey regarding teaching learning process.

1. How well were the teachers able to communicate?
~~4~~ – Always effective
3 – Sometimes effective
2 – Just satisfactorily
1 – Generally ineffective
0 – Very poor communication
2. How much of the syllabus was covered in the class?
~~4~~ – 85 to 100%
~~3~~ – 70 to 84%
2 – 55 to 69%
1 – 30 to 54%
0 – Below 30%
3. The teacher's approach to teaching can best be described as
~~4~~ – Excellent
~~3~~ – Very good
~~2~~ – Good
1 – Fair
0 – Poor
4. Fairness of the internal evaluation process by the teachers.
4 – Always fair
3 – Usually fair
2 – Sometimes unfair
~~1~~ – Usually unfair
~~0~~ – Unfair

5. How well did the teachers prepare for the classes?

- 4 – Thoroughly
- 3 – Satisfactorily
- 2 – Poorly
- 1 – Indifferently
- 0 – Won't teach at all

6. The institute takes active interest in promoting internship, student exchange, field visit opportunities for students.

- 4 – Regularly
- 3 – Often
- 2 – Sometimes
- 1 – Rarely
- 0 – Never

7. The teaching and mentoring process in your institution facilitates you in cognitive, social and emotional growth.

- 4 – Significantly
- 3 – Very well
- 2 – Moderately
- 1 – Marginally
- 0 – Not at all

8. The institution provides multiple opportunities to learn and grow.

- 4 – Strongly agree
- 3 – Agree
- 2 – Neutral
- 1 – Disagree
- 0 – Strongly disagree

9. Teachers inform you about your expected competencies, course outcomes and programme outcomes.

- 4 – Every time
- 3 – Usually
- 2 – Occasionally/Sometimes
- 1 – Rarely
- 0 – Never

10. Was your performance in assignments discussed with you?

- 4 – Every time
- 3 – Usually
- 2 – Occasionally/Sometimes
- 1 – Rarely
- 0 – Never

11. Your mentor does a necessary follow-up with an assigned task to you.

- 4 – Every time
- 3 – Usually
- 2 – Occasionally/Sometimes
- 1 – Rarely
- 0 – I don't have a mentor

.. The teachers illustrate the concepts through examples and applications.

- 4 – Every time
- 3 – Usually
- 2 – Occasionally/Sometimes
- 1 – Rarely
- 0 – Never

13. The teachers identify your strengths and encourage you with providing right level of challenges.

- 4 – Fully
- 3 – Reasonably
- 2 – Partially
- 1 – Slightly
- 0 – Unable to

14. Teachers are able to identify your weaknesses and help you to overcome them.

- 4 – Every time
- 3 – Usually
- 2 – Occasionally/Sometimes
- 1 – Rarely
- 0 – Never

15. The institution makes effort to engage students in the monitoring, review and continuous quality improvement of the teaching learning process.

- 4 – Strongly agree
- 3 – Agree
- 2 – Neutral
- 1 – Disagree
- 0 – Strongly disagree

16. The institute/ teachers use student centric methods, such as experiential learning, participative learning and problem solving methodologies for enhancing learning experiences.

- 4 – To a great extent
- 3 – Moderate
- 2 – Some what
- 1 – Very little
- 0 – Not at all

17. Teachers encourage you to participate in extracurricular activities.

- 4 – Strongly agree
- 3 – Agree
- 2 – Neutral
- 1 – Disagree
- 0 – Strongly disagree

18. Efforts are made by the institute/ teachers to inculcate soft skills, life skills and employability skills to make you ready for the world of work.

- 4 – To a great extent
- 3 – Moderate
- 2 – Somewhat
- 1 – Very little
- 0 – Not at all

19. What percentage of teachers use ICT tools such as LCD projector, Multimedia, etc. while teaching.

- 4 – Above 90%
- 3 – 70 – 89%
- 2 – 50 – 69%
- 1 – 30 – 49%
- 0 – Below 29%

20. The overall quality of teaching-learning process in your institute is very good.

- 4 – Strongly agree
- 3 – Agree
- 2 – Neutral
- 1 – Disagree
- 0 – Strongly disagree


Sign of student


Rashtramata Indira Gandhi College , Jalna

Academic Year 2020-21

Criterion II – Teaching–Learning and Evaluation Student Satisfaction Survey on

Teaching Learning Process

Name of Student : Khedbade Sakshi Kanhu

Class : B.A.

Following are questions for student satisfaction survey regarding teaching learning process.

1. How well were the teachers able to communicate?
☒ 4 – Always effective
☐ 3 – Sometimes effective
☐ 2 – Just satisfactorily
☐ 1 – Generally ineffective
☐ 0 – Very poor communication
2. How much of the syllabus was covered in the class?
☒ 4 – 85 to 100%
☐ 3 – 70 to 84%
☐ 2 – 55 to 69%
☐ 1 – 30 to 54%
☐ 0 – Below 30%
3. The teacher's approach to teaching can best be described as
☒ 4 – Excellent
☐ 3 – Very good
☐ 2 – Good
☐ 1 – Fair
☐ 0 – Poor
4. Fairness of the internal evaluation process by the teachers.
☐ 4 – Always fair
☐ 3 – Usually fair
☐ 2 – Sometimes unfair
☒ 1 – Usually unfair
☐ 0 – Unfair

5. How well did the teachers prepare for the classes?

- 4 – Thoroughly
- 3 – Satisfactorily
- 2 – Poorly
- 1 – Indifferently
- 0 – Won't teach at all

6. The institute takes active interest in promoting internship, student exchange, field visit opportunities for students.

- 4 – Regularly
- 3 – Often
- 2 – Sometimes
- 1 – Rarely
- 0 – Never

7. The teaching and mentoring process in your institution facilitates you in cognitive, social and emotional growth.

- 4 – Significantly
- 3 – Very well
- 2 – Moderately
- 1 – Marginally
- 0 – Not at all

8. The institution provides multiple opportunities to learn and grow.

- 4 – Strongly agree
- 3 – Agree
- 2 – Neutral
- 1 – Disagree
- 0 – Strongly disagree

9. Teachers inform you about your expected competencies, course outcomes and programme outcomes.

- 4 – Every time
- 3 – Usually
- 2 – Occasionally/Sometimes
- 1 – Rarely
- 0 – Never

10. Was your performance in assignments discussed with you?

- 4 – Every time
- 3 – Usually
- 2 – Occasionally/Sometimes
- 1 – Rarely
- 0 – Never

11. Your mentor does a necessary follow-up with an assigned task to you.

- 4 – Every time
- 3 – Usually
- 2 – Occasionally/Sometimes
- 1 – Rarely
- 0 – I don't have a mentor

12. The teachers illustrate the concepts through examples and applications.

- ☒ 4 – Every time
- ☐ 3 – Usually
- ☐ 2 – Occasionally/Sometimes
- ☐ 1 – Rarely
- ☐ 0 – Never

13. The teachers identify your strengths and encourage you with providing right level of challenges.

- ☐ 4 – Fully
- ☒ 3 – Reasonably
- ☐ 2 – Partially
- ☐ 1 – Slightly
- ☐ 0 – Unable to

14. Teachers are able to identify your weaknesses and help you to overcome them.

- ☐ 4 – Every time
- ☐ 3 – Usually
- ☒ 2 – Occasionally/Sometimes
- ☐ 1 – Rarely
- ☐ 0 – Never

15. The institution makes effort to engage students in the monitoring, review and continuous quality improvement of the teaching learning process.

- ☐ 4 – Strongly agree
- ☐ 3 – Agree
- ☐ 2 – Neutral
- ☐ 1 – Disagree
- ☒ 0 – Strongly disagree

16. The institute/ teachers use student centric methods, such as experiential learning, participative learning and problem solving methodologies for enhancing learning experiences.

- ☐ 4 – To a great extent
- ☐ 3 – Moderate
- ☐ 2 – Some what
- ☐ 1 – Very little
- ☒ 0 – Not at all

17. Teachers encourage you to participate in extracurricular activities.

- ☐ 4 – Strongly agree
- ☐ 3 – Agree
- ☒ 2 – Neutral
- ☐ 1 – Disagree
- ☐ 0 – Strongly disagree

18. Efforts are made by the institute/ teachers to inculcate soft skills, life skills and employability skills to make you ready for the world of work.

4 – To a great extent

3 – Moderate

2 – Somewhat

1 – Very little

0 – Not at all

19. What percentage of teachers use ICT tools such as LCD projector, Multimedia, etc. while teaching.

4 – Above 90%

3 – 70 – 89%

2 – 50 – 69%

1 – 30 – 49%

0 – Below 29%

20. The overall quality of teaching-learning process in your institute is very good.

4 – Strongly agree

3 – Agree

2 – Neutral

1 – Disagree

0 – Strongly disagree



Sign of student